

FINNKAIHDIN.



SLIDIA

Give modern appeal and depth to spaces...

Sliding Glass System is a stylish and practical closing solution that can be integrated into structures and presents you indoor coziness along with outdoor coolness.



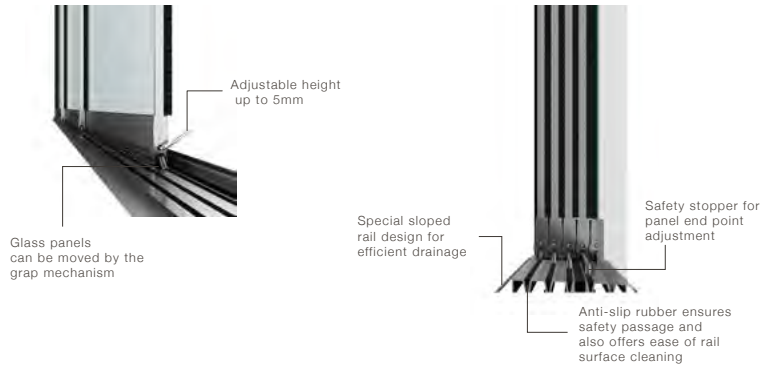
Sliding system enables the individual parallel sliding panels to be moved horizontally. By opening and closing of first sliding panel, the other sliding panels are automatically opened and closed by integrated subsequent panels. The floor-mounted construction means that a wide open area can be covered without additional roof supports.

The bottom wheel carriages ensure optimum and smooth running of the individual sliding panels. Height compensation of the ceiling rail up to 20 mm and height adjustment of the rollers up to 5 mm allows the sliding system to compensate for potential subsidence in the eaves or a lintel easily.

The sliding glass can be easily matched with attractive look you aspire with variety of rail and panel types. The system can be slided to one side or both sides as you desire.

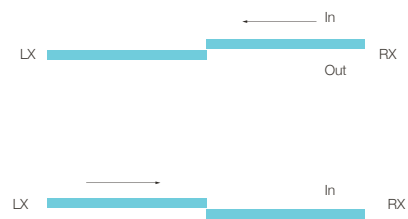
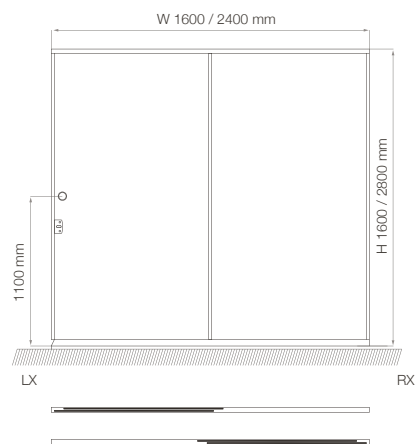
SUNTECH

SLIDIA

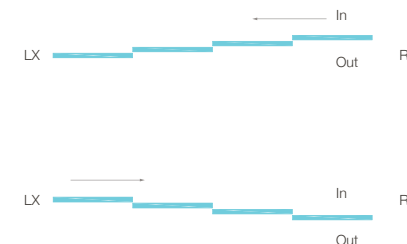
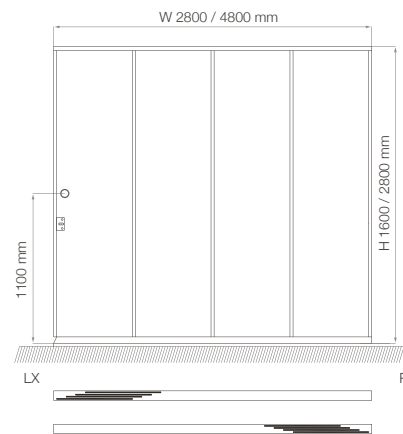


Slide Direction - Single Side

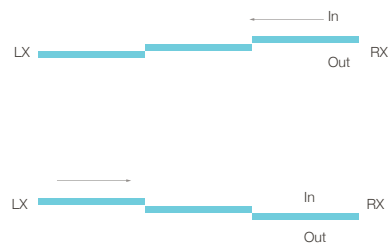
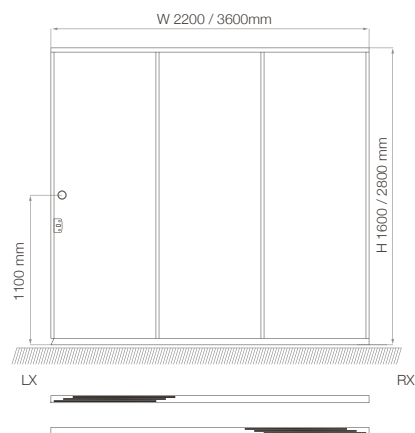
3 Rails 2 Panels



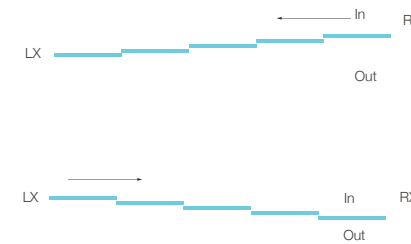
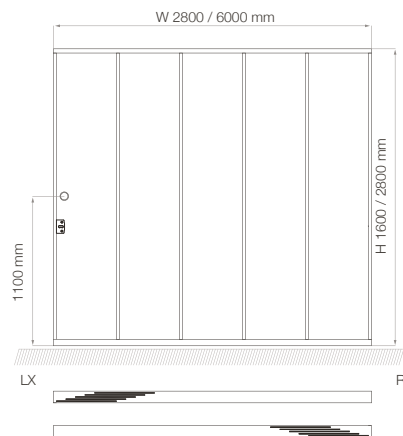
5 Rails 4 Panels



3 Rails 3 Panels

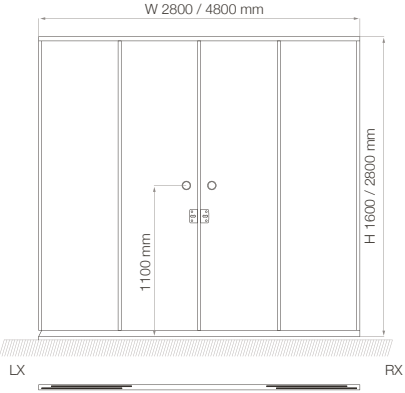


5 Rails 5 Panels

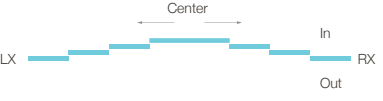
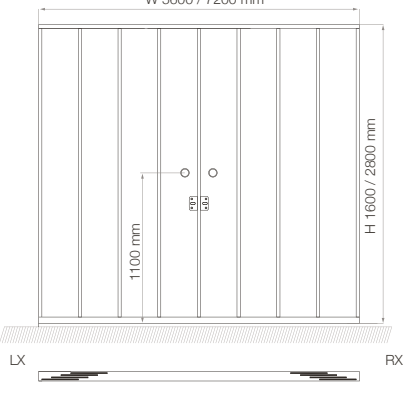


Slide Direction - Double Side

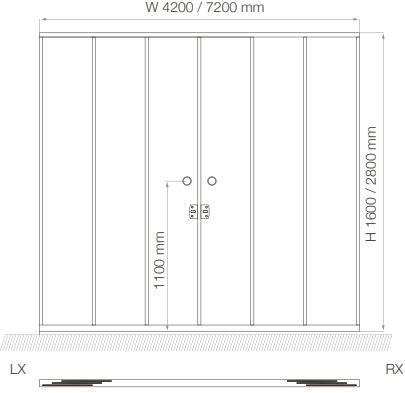
3 Rails 4 Panels



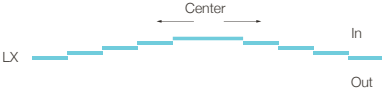
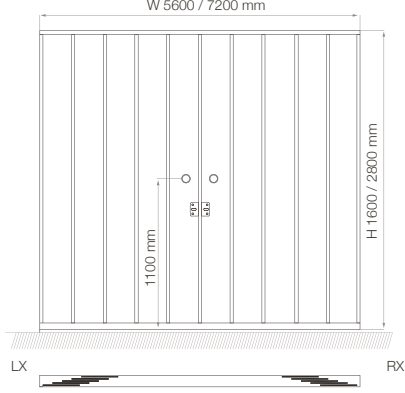
5 Rails 8 Panels



3 Rails 6 Panels



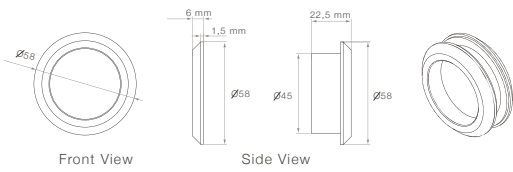
5 Rails 10 Panels



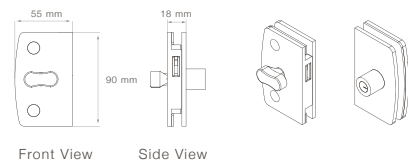


Single Glass Handle Types

Flush Circle Handle



Sliding Glass Lock Types



Push & Pull Bar

